



# Street Outreach

City Rapid Response | Homeless Outreach Program | Kern River  
Project Home Outreach | Project State County | Rural Outreach

January 2024 - October 2024




**691**  
Positive Exits

**984**  
Clients Served

**1,592**  
Client Interactions


**1,142**  
Food packs distributed

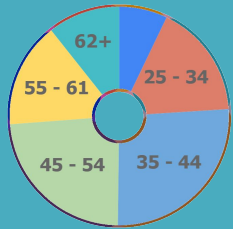
**998**  
Client transports






**547**  
Shelter Placements

**Age** 



18-24:	70
25-34:	166
35-44:	258
45-54:	232
55-61:	153
62+:	105

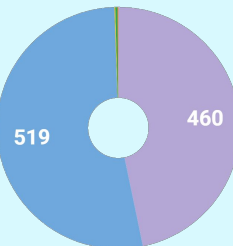
**82**  
Homeward Bound reunifications



**16**  
Exits to Transitional Housing

**128**  
Exits to Permanent Housing

**Gender**



- Woman: 460
- Man: 519
- Transgender: 1
- Non-Binary: 3
- Woman/  
1 Other Gender Identity: 1

**123**  
Accepted referrals to partnering agencies

**510**  
Vital documents obtained



